

# ELEPHANT TOOTHPASTE

## BIG IDEA

God has given all of his children gifts, talents and abilities. When we use these gifts, talents and abilities for His purposes big things can happen!

## KEY VERSES

Romans 12:6a

## MEMORY VERSE

Romans 12:6a

“We have different gifts, according to the grace given to each of us.”

## • PREPARATION & MATERIALS •

## BIBLE SKIT

Props: 2 empty 2-liter bottles, 1 small bottle hydrogen peroxide, 2 bottles of water, a few drops of liquid dish soap, 2 packages yeast, large pan or something to contain the foam), sign that says “H<sub>2</sub>O” and H<sub>2</sub>O<sub>2</sub>”

## GAME

- Cotton balls
- Several spoons

## CRAFT

- Experience Mission provides scissors, hole punch, stapler, staples, rulers
- Bendy straws (one per child)
- Photo copies of rocket ships
- Toothpicks
- Tape
- Red, yellow and orange thread

## WORKSHEETS

- Photocopies of Coloring Sheet (1 per child)
- Photocopies of Rocket Template (1 rocket per child)



# ELEPHANT TOOTHPASTE

## BIBLE SCIENCE LESSON

lesson 31

---

### PREPARATION

Place pan in middle of table. Place empty bottles in pan. Put one cup of water and a few drops of soap in one bottle. Put one cup of hydrogen peroxide and a few drops of soap in the second bottle. Pour yeast into the second bottle of water and shake until well blended (do this step before the kids arrive)

Experiment expectations: The water, soap and yeast will have no chemical reaction. The hydrogen peroxide, soap and yeast will create foam that quickly fills the 2-liter bottle and pours over the top. The foam is non-toxic though the bottle will be somewhat warm to touch. When the yeast comes into contact with hydrogen peroxide it breaks down into water and oxygen gas. The soap traps the gas and results in foam. Videos of this experiment can be found on youtube by searching for“elephant toothpaste”.

---

### SCRIPT

#### Introduction

Hey kids. Today we are going to explore how we can use the gifts God has given us. The bible says in Romans 12:6 that ‘we have different gifts, according to the grace given us. We will also see a very cool demonstration at the end. But first, let’s talk about what God wants us to do with these gifts.

#### Parable of the talents

In Matthew chapter 25 versus 14 to 29 we read that ‘. . . A man going on a journey . . . called his servants and entrusted his property to them. To one he gave five talents (more than \$5000) of money, to another two talents, and to another one talent, each according to his ability. Then he went on his journey. The man who had received the five talents went at once and put his money to work and gained five more. So also, the one with the two talents gained two more. But the man who had received the one talent went off, dug a hole in the ground and hid his master’s money. After a long time the master of those servants returned and settled accounts with them. The man who had received the five talents brought the other five.”

‘Master,’ he said, ‘you entrusted me with five talents. See, I have gained five more.’ His master replied, ‘Well done, good and faithful servant! You have been faithful with a few things; I will put you in charge of many things. Come and share your master’s happiness!’

The man with the two talents also came. ‘Master,’ he said, ‘you entrusted me with two talents; see, I have gained two more.’

His master replied, ‘Well done, good and faithful servant! You have been faithful with a



# ELEPHANT TOOTHPASTE

## BIBLE SCIENCE LESSON (PAGE 2)

lesson 31

---

few things; I will put you in charge of many things. Come and share your master's happiness!

Then the man who had received the one talent came. 'Master,' he said, 'I knew that you are a hard man, harvesting where you have not sown and gathering where you have not scattered seed. So I was afraid and went out and hid your talent in the ground. See, here is what belongs to you.'

His master replied, 'you wicked, lazy servant! So you knew that I harvest where I have not sown and gather where I have not scattered seed? Well then, you should have put my money on deposit with the bankers, so that when I returned I would have received it back with interest. Take the talent from him and give it to the one who has the ten talents. For everyone who has will be given more, and he will have an abundance. Whoever does not have, even what he has will be taken from him.'

### **Parable meaning**

So, what does this parable say we need to do with our talents, our gifts? Wait for a response. Well, I think that it says we need to use the talents or abilities God has given us to give back to him more than he invested in us.

### **Your gift**

So, can anyone suggest a gift that God has given you?" Wait a few seconds for response.

What does it do for God? Remember, He gave you this gift. Perhaps there is a way to use your gift for God as the parable says.

### **Experiment introduction**

Today, I want to show you an experiment that will show you that while each of us has gifts from God, sometimes it takes something very special to realize it. In science we call that a catalyst."

It may be a friend, a neighbor, a family member, or someone you have yet to meet who, empowered by the spirit of God, provides the way to use your gifts for God. Or it may be simply a call directly from God. Once you find your catalyst, your gift will allow you to do amazing things all for His glory. For all your talents, all your abilities are from God. What you decide to do with these gifts are up to you. However, if you use them as He intended, this becomes your gift back to God.

# ELEPHANT TOOTHPASTE

## BIBLE SCIENCE LESSON (PAGE 3)

lesson 31

### Elephant toothpaste – Part 1

In front of you I have a containers filled with a clear liquid. *Show the container filled with ordinary water.* Can anyone guess what the liquid is? *Wait for a response.* I will give you a clue. Here is the chemical formula. *Show the sign with 'H<sub>2</sub>O'* Can anyone guess what the liquid is now? *Wait for a response.*

Yes, it is water. Ordinary water. Two hydrogen molecules and one oxygen molecule.

*Point to the 'H' (hydrogen) and 'O' (oxygen) in the printout.*

Now, let's add the catalyst. *Slowly pour 1/2 of the yeast mixture into the vase containing the water. Keep half in the bottle. Pause for a few seconds.*

Nothing is happening. Perhaps this water was not created with the ability to react to the mixture.

So this water must have a different gift, a different purpose.

### Elephant toothpaste – Part 2

Ok, here is another clear liquid. Can anyone guess what this liquid is? *Wait for a response.*

I will give you a clue. Here is the chemical formula. *Show the printout with 'H<sub>2</sub>O<sub>2</sub>'* It looks just like ordinary water, but there is something different about this liquid?

What makes this liquid different from the water we used before? *Show both the formula for water (H<sub>2</sub>O) as well as the formula for hydrogen peroxide (H<sub>2</sub>O<sub>2</sub>).* *Wait for a response.*

Yes, see the extra oxygen. Ordinary water has two hydrogen molecules and one oxygen molecule. *Show the sign with 'H<sub>2</sub>O' and point out the molecules.* This liquid has two hydrogen molecules and two oxygen molecules. *Show the sign with 'H<sub>2</sub>O<sub>2</sub>' and point out the molecules, especially the second oxygen.*

So, this liquid has a special gift, a gift from God. Now, what do we need too? Oh yes, we need a catalyst. We need this catalyst to stimulate the liquid to do something amazing all for His glory. Well, here it is. *Show the mixture.*

Now remember, with ordinary water adding this did nothing. But this liquid has one extra oxygen molecule, a gift from God. So are you ready to see God's glory shine? *Wait for the attention of the audience.*

Ok, here we go! *Pour the remaining yeast solution into the vase containing the hydrogen peroxide. The vase will begin to fill with foam, start to erupt out of the top like toothpaste coming out of a tube.*

# ELEPHANT TOOTHPASTE

## BIBLE SCIENCE LESSON (PAGE 4)

lesson 31

---

Now, that is what I call a great demonstration of using the gifts God gave this liquid. What about you?

But what about you? What is your gift? How does God want you to use this gift? What is going to be the catalyst? Keep these ideas in your mind as you grow up, because discovering and carrying out God's purpose should be the primary purpose of our lives.

### Wrap-up

Just remember that God has given you special gifts. All your talents, all your abilities, are from God. What you decide to do with this gift is up to you. However, if we use them as He intended, you might see some amazing results.

#### SIMPLIFIED LESSON OPTIONS

- *Eliminate the experiment and tell the parable.*
- *OR eliminate the parable and focus on the experiment*

# ELEPHANT TOOTHPASTE

## CRAFT

lesson 31

### • CRAFT •

#### OBJECTIVE: BENDY STRAW ROCKETS

Make a rockets that launch from a straw.

#### MATERIALS PROVIDED BY EM

- Scissors, staplers, hole punches


#### DIRECTIONS

- Cut out both rockets
- Cut different lengths of red, yellow and orange thread (this will be the rocket exhaust)
- Sandwich the threads and the toothpick between the two inside faces of the rocket cut outs. The threads and toothpick should be positioned toward the bottom end of the rocket with the toothpick 2/3 exposed.
- Tape everything in place.
- Tie string or ribbon to the top
- Place the toothpick end in the short end of the bendy straw, then take a deep breath and blow into the long end of the straw.
- The rocket will fly out then end with a blazing plume of booster engines blasting out the back!

#### MATERIALS BROUGHT BY TEAM

- Bendy straws (one per child)
- Photo copies of rocket ships
- Toothpicks
- Tape
- Red, yellow and orange thread

#### EXAMPLE



#### SIMPLIFIED CRAFT OPTIONS

- *Cut the rockets prior to club*
- *Cut threads prior to club.*

# ELEPHANT TOOTHPASTE

## GAME

lesson 31

### • GAME •

#### OBJECTIVE: COTTON BALL RELAY

Kids race across the play area with a cotton ball balanced on a spoon.

#### MATERIALS BROUGHT BY TEAM



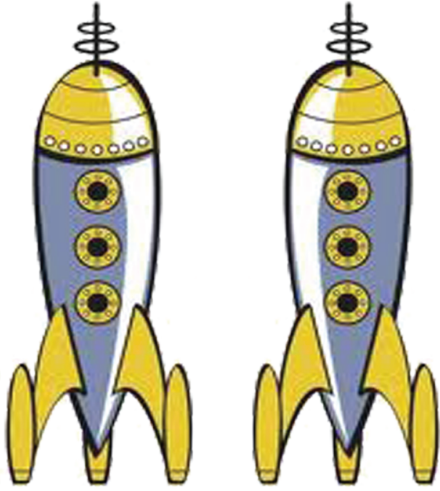
- Cotton balls
- Several spoons

#### DIRECTIONS

- Divide the kids into two or more teams
- Give the first player of each team a spoon and a cotton ball
- Players race across the play area and back with the cotton ball balanced on the spoon
- If the cotton ball falls off the player must pick it up and start back at the beginning
- When player returns to his team he hands the cotton and spoon to the next player
- First team to have all their players race wins!



THREE  
WISE GUYS  
lesson 31

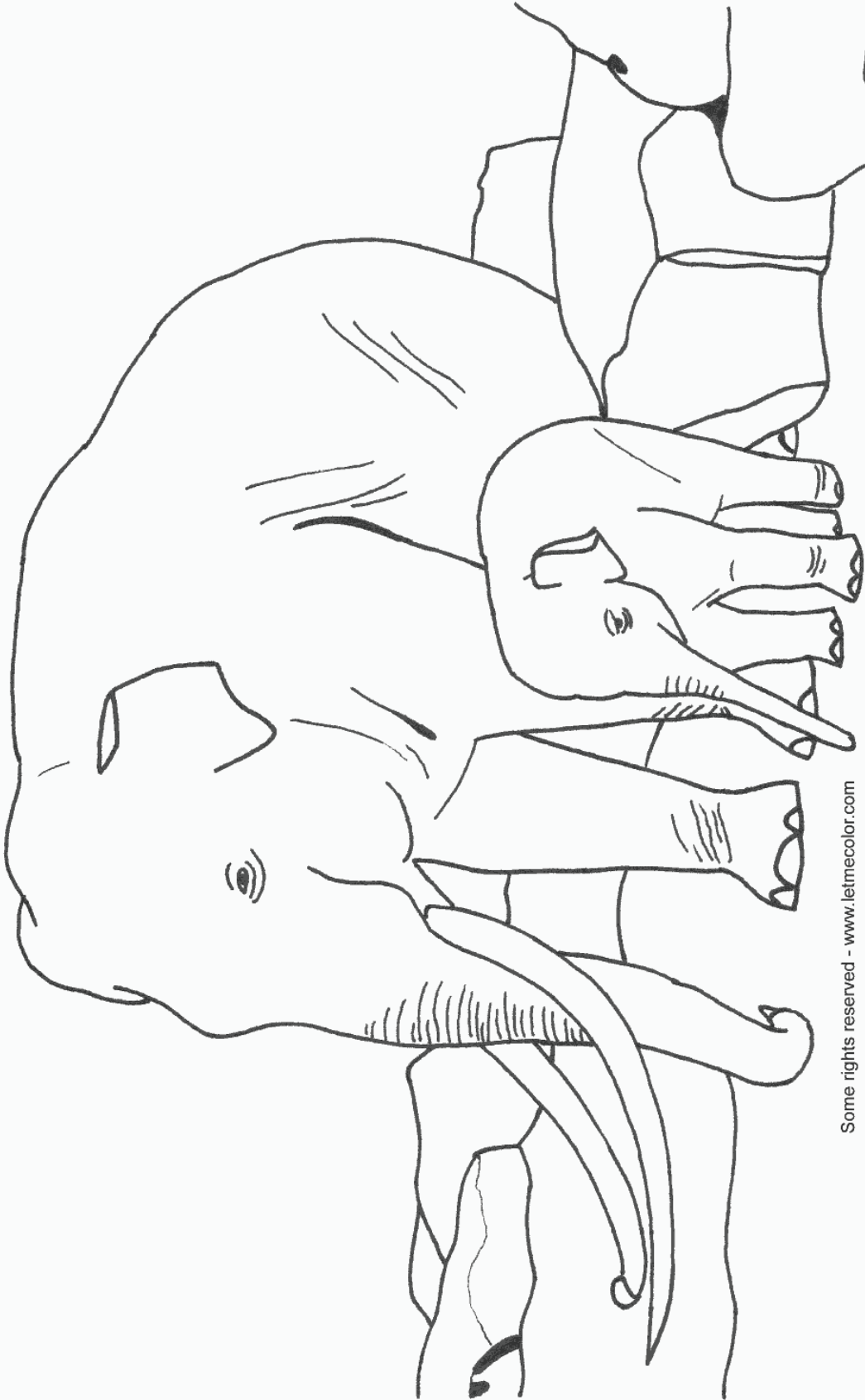


**THREE  
WISE GUYS**

lesson 31



*Kids Club*



Some rights reserved - [www.letmecolor.com](http://www.letmecolor.com)