

WISDOM

BIG IDEA

Wisdom truly desires the knowledge of God's Word and the proper application to our life. This will enable us to make good judgments and decisions.

MEMORY VERSE

James 1:5

"If any of you lacks wisdom, you should ask God, who gives generously to all without finding fault, and it will be given to you."

• PREPARATION & MATERIALS •

BIBLE OBJECT LESSON

- Newspaper, a dozen sheets per team
- Masking tape, one roll per team
- Scissors (provided by EM)
- Weights such as rocks, blocks, books

GAME

- Newspaper
- Tape or rope to mark off 2 yard/meter distances

WORKSHEETS

- Photocopies of Coloring Sheet (1 per child)

CRAFT

- Newspaper (1-3 sheets per student)
- Stickers (optional)
- Tape



Preparation: Make bundles of 12 sheets of newspaper, a roll of masking tape and a pair of scissors. Print the notes (see template) and hide one note in each bundle of newspaper. Have one team member wear a ballcap backwards and be prepared to give verbal clues about rolling the newspaper into strong tubes to make a bridge.

Play: Split the group into equal teams of 2-5 kids. Give each team some 12 pieces of newspaper and some masking tape. Explain that the goal is to see which team can create the strongest bridge using just newspaper and tape. They will have 10 minutes to create their bridge. Each bridge will be tested by being placed between two chairs and having weights (rocks, blocks, or any other small, heavy items) placed in the center of the bridge.

As the teams play take note of which teams find their notes and follow the “secret wisdom” they are given.

After the bridge building and bridge testing hand out little prizes (small candy) for strongest bridge, tallest bridge, longest bridge, weakest bridge, ugliest bridge, most taped bridge, etc until all teams have received a prize.

Discussion: Wow, you kids made some very creative bridges! I’m impressed. What was the first thing that went through your mind when you were told to make a strong bridge out of newspaper and tape? How many of you thought it was impossible? What kinds of bridge ideas did you have? How many teams found the “secret wisdom” in their bundles of newspaper? How many teams followed the wisdom that was given? Did the wisdom make a difference in how you made your bridge?

Lesson: Wisdom is incredibly important in life. When we buy a product that needs to be put together we rely on the wisdom printed in the instructions. Cooks may need to seek the wisdom in a recipe book. A person who is training for a new job will learn from the wisdom of an experienced worker. There is another source of wisdom that not only guides us in our daily decisions, but it also provides protection. God is our very best source of wisdom.

Did you know that Jesus had a brother named James (Mark 13:55-56)? We know just a few things about this brother. First, he was younger than Jesus. Second, James and his family thought Jesus was out of his mind because they didn’t yet understand the ministry choices he was making (Mark 3:21). Finally, we know James eventually came to understand that his brother was also his Savior. James became an apostle or follower of Jesus and he wrote an important letter to the church. James, the brother of Jesus wrote, “If any of you lacks wisdom, you should ask God, who gives generously to all without finding fault, and it will be given to you.”

This is so important for everyone to know! Not only does God, through his Son Jesus, give us salvation for free, but He also promises to give us wisdom anytime we ask.

The bible also says “Don’t turn your back on wisdom, for she will protect you. Love her, and she will guard you.” Wisdom is like a shelter in a storm, or having a map in a forest, or a good teacher when you are learning a new skill. Kids, remember that you don’t have to rely on your own knowledge in life. You can ask God for wisdom any time and any place. He wants to guide and protect you!

SIMPLIFIED LESSON OPTIONS

- If your group is very large have a few groups of volunteers do the challenge.
- Shorten the discussion time.

• CRAFT •

OBJECTIVE: NEWSPAPER HATS

Make a variety of hats out of newspaper.

MATERIALS PROVIDED BY EM

- Scissors

DIRECTIONS

- This craft needs a large open space, ideally on large tables or on a smooth floor.
- Mission team leaders should each master one type of hat (see templates)
- Mission team leaders display their type of hat to the kids
- Kids choose a type of hat they want to make and gather around that team leader
- Team leader teaches the kids step by step how to make the hat with kids following each step.
- Make stickers available for decorating (optional)

SIMPLIFIED CRAFT OPTIONS

- Teach the simplest type of newspaper hat only
- Pre-fold some hats for the younger kids to decorate

MATERIALS BROUGHT BY TEAM

- Newspaper (1-3 sheets per student)
- Stickers (optional)
- Tape

EXAMPLE



• GAME •

OBJECTIVE: NEWSPAPER FUNNEL

Teams work quickly toss newspaper balls into a newspaper funnel.

MATERIALS BROUGHT BY TEAM

- Newspaper
- Tape or rope to mark off 2 yard/meter distances

INSTRUCTIONS

- Divide the kids into several teams
- Give each team 6 sheets of newspaper
- Teams race to create a funnel out of newspaper and as many newspaper balls as they can.
- From a distance of 2 yards/meters players toss the newspaper balls into the funnel.
- The team with the most balls caught within 5 minutes wins.
- Repeat the game so kids can learn from their prior results and adjust the size of their funnels and balls.
- If a stack falls the runner must re-stack the cups before returning to his team line



Seek wisdom from the person wearing a ball cap backwards.

Secret wisdom:

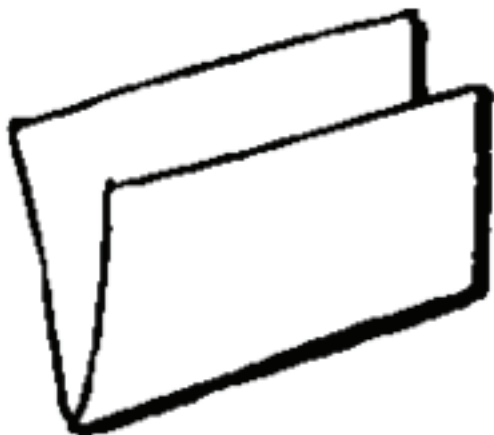


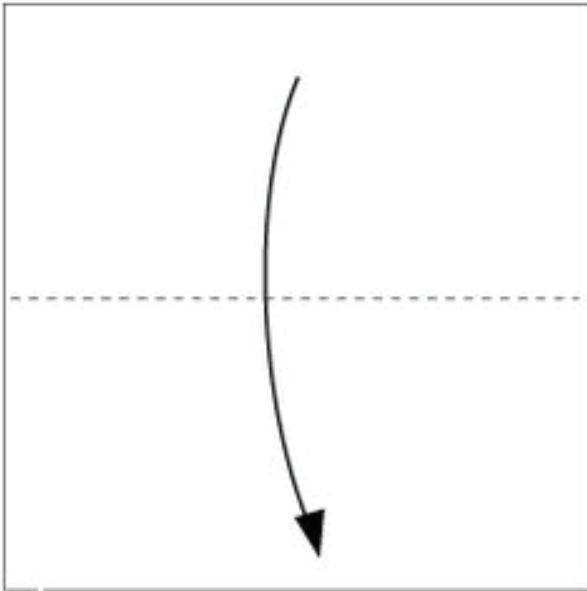
Secret wisdom:

Make your newspaper strong by rolling the pieces up like tubes.

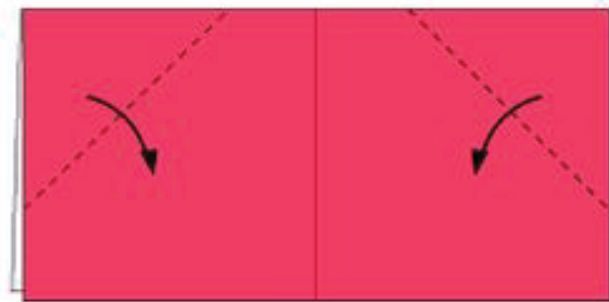
Secret wisdom:



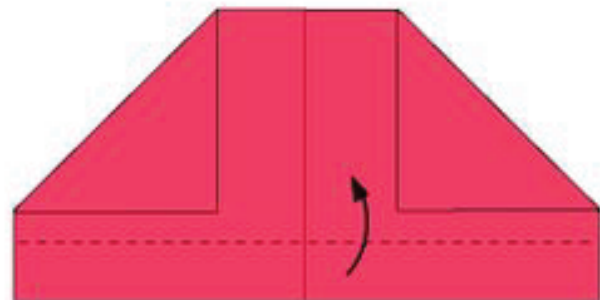




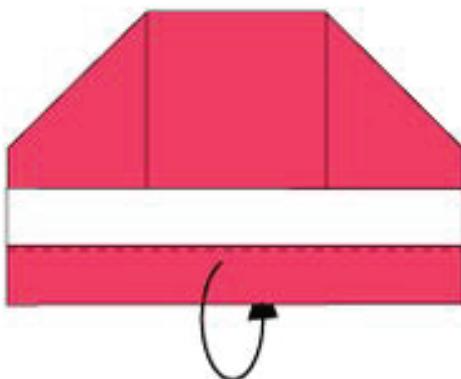
1 Fold in half



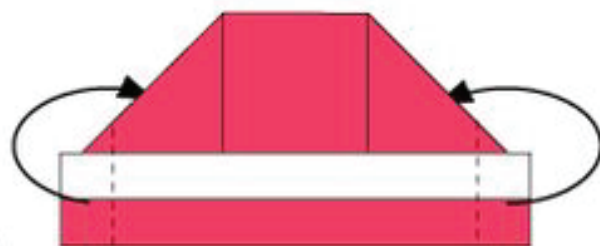
2 Fold in the dotted lines



3 Fold in the dotted line

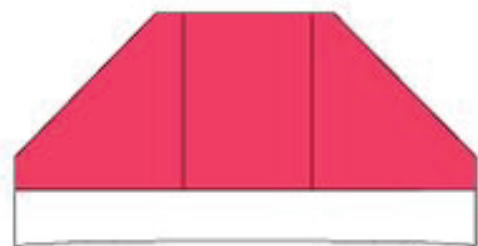


5 Fold backward in the dotted line



4 Fold backward in the dotted lines

6 Finished



A Chinese Cap

