

# ENTHUSIASM

## BIG IDEA

Enthusiasm will enable us to overcome disappointments and setbacks, so we can be positive, optimistic, and keep up our interest, attitude, and zeal, even when things are harsh.

## MEMORY VERSE

Galatians 6:9

Let us not become weary in doing good, for at the proper time we will reap a harvest if we do not give up.

## • PREPARATION & MATERIALS •

## BIBLE LESSON SKIT

- chess game or chess pieces

## GAME

- Rope, chalk or masking tape to mark off game boundaries (optional)
- Strips of white fabric for head/arm band

## CRAFT

- Body pattern templates
- Poster board
- Cotton string: 5 inch length, 3 per child
- Cotton string: 10 inch length, 1 per child
- Markers
- Pencils
- Tongue depressors
- Tape
- Drill with 1/8 inch bit

## WORKSHEETS

- Photocopies of Coloring Sheet (1 per child)



# ENTHUSIASM

## LESSON • BIOGRAPHICAL

lesson 18

---

Show some chess pieces. Ask the kids if they know what they are and how they are used. Give a brief description of the game of chess.

Say: Chess is a really neat because it can be played casually with a friend or it can be played competitively for prizes. It's also a powerful tool to make your brain smarter and more strategic.

In Africa there is a country called Uganda, and in Uganda there is a slum. A slum a place where very, very poor people live. A slum has no houses, no power, no water pipes, no schools. In a slum families may live in a shack made out of cardboard or rusty sheets of metal. There are no bathrooms or garbage cans. There are no police. In this Ugandan slum there was a girl named Fiona. She lived with her mother and sisters and brothers.

Fiona did not always live in a slum. When she was born she lived in a city in a regular home with her father, mother and siblings. But when she was only 3 years old her father died and then one of her sisters died. After a while her mother could not afford to keep her children in school, so when Fiona as 6 she had to drop out of class. Then her mother could not afford rent on their house so they had to move everything they owned to an aunts house. And then, all of their belongings got stolen. And so, Fiona's mother's last option was to move her young family to the slums.

Fiona was very sad to leave her home and live in the stinky, dirty, dangerous slums. She had to wake up at 5am every day and walk two hours to fill heavy containers with clean water. Then she had to be responsible for her younger brothers while her mother walked many miles to sell corn in the markets. They made barely enough money to feed themselves. They had to move 6 times because their slum shack was crumbling or they were in danger.

One day when Fiona was 9 she secretly followed her brother to a gathering similar to our gathering here today. She hid behind the walls and peeked inbetween the boards and do you know what she saw them doing? They were playing chess! She had never seen this game before and couldn't figure out why they were moving little shapes from one little square to another. She also saw that all the kids were given a cup of porridge to eat. A free meal!! Fiona was so hungry, she wanted porridge too. When Fiona got up enough courage to join the gathering she found out that in order to eat, she had to learn the game of chess.

Little by little Fiona came to understand and enjoy chess. She learned that each little piece had a name and a job. A pawn could move one space at a time. A bishop could move only in diagonal lines. A king was always in danger from the other pieces. Little by little her sadness and hopelessness lifted away. Little by little Fiona started experiencing a new feeling, enthusiasm. She began to have excitement in her hard life. Not only that, but Fiona became really good at the game. Soon she was beating most of the other kids in the chess club. Pretty soon she was even beating her chess coach!

The coach was so impressed with Fiona and the chess club that he entered them in a school competition where they defeated the wealthy kids and then they defeated the university students! Now the coach, the club and Fiona were all enthusiastic. They kept competing and became respected among the Ugandan chess clubs.

Fiona's game kept getting better and better to the point that she could see in her mind 8

# ENTHUSIASM

## LESSON • BIOGRAPHICAL

lesson 18

moves ahead! When she was just 11 she won the Uganda women's junior championship. When she was 13 she and two teammates flew to Sudan and won Africa's International Children's Chess team championship. For these kids from the slums this was their first time to fly in an airplane, to sleep in a clean bed of their own, to use a bathroom with flushing toilets or eat at a restaurant. Fiona said "I could never have imagined this world I was visiting, I felt like a queen."

Fiona knew that her success in chess was not just luck. Her coach had taught her about Jesus and His power and plan for her life. She recognized that chess was more than just a game to win, it was part of how God was providing for her family. At chess club Fiona was safe, fed and was learning a new skill. This skill of chess opened new opportunities for her to travel and see the bigger world. Fiona's success led to a book that was written about her and then a movie made about her. She was able to provide for her family to move to a new permanent home with strong walls and land to grow crops on. Even more important, she was able to share the gospel with her family.

When a big national news organization interviewed her she said, "Chess has given me an opportunity to go back to school. Chess gave me hope...now I'm having a hope of becoming a doctor, and I'm having now a hope of becoming a grandmaster."

Fiona's mother said, "Life has changed so much. We never really had a home to call our own. We would move from place to place. We have a home and land to cultivate. Unlike before when life was really hard. My children are all in school now. I thank God for this life."

God works in surprising ways, doesn't he? Fiona thought she was just learning a simple game to get a free meal, but God had much bigger plans. Fiona and her family are not just enthusiastic about chess, they are enthusiastic about God.

---

## DISCUSSION QUESTIONS

Fiona had a lot of sadness, discouragement and fear in her early life. What are some ways that kids are sad, discouraged and fearful in your lives?

What was Fiona's main motivation to go to the chess gathering?

How did God provide for Fiona and her family through the game of chess?

What is enthusiasm?

What are you enthusiastic about?

Does anyone have a story of a time when God provided for them in a surprising way?

### SIMPLIFIED LESSON OPTIONS

- *If telling this story to a very poor community be very sensitive to the similarities and the tone in which the story is told.*
- *Ask 3-4 of the simpler discussion questions.*

• CRAFT •

## OBJECTIVE: ENTUSIASTIC ED

Make a moving stick figure.

### DIRECTIONS

- Trace body pattern onto poster board and cut out
- Poke or drill five holes into the poster board as shown in the pattern.
- Drill a hole at one end of 4 tongue depressors.
- Cut
- Run a piece of ribbon through holes and tape ends to the bottom of the balloon.
- With a small piece of yarn tuck the two ends into the top of the balloon and glue it tightly
- Draw a head and body on the poster board
- Draw 2 arms and 2 legs on the tongue depressors
- Thread string through body and arms as shown
- Thread string through top of head and make a loop
- Tie longer string to the other strings as shown
- Hold the stick figure by the loop and pull the string below. Watch it jump with enthusiasm!

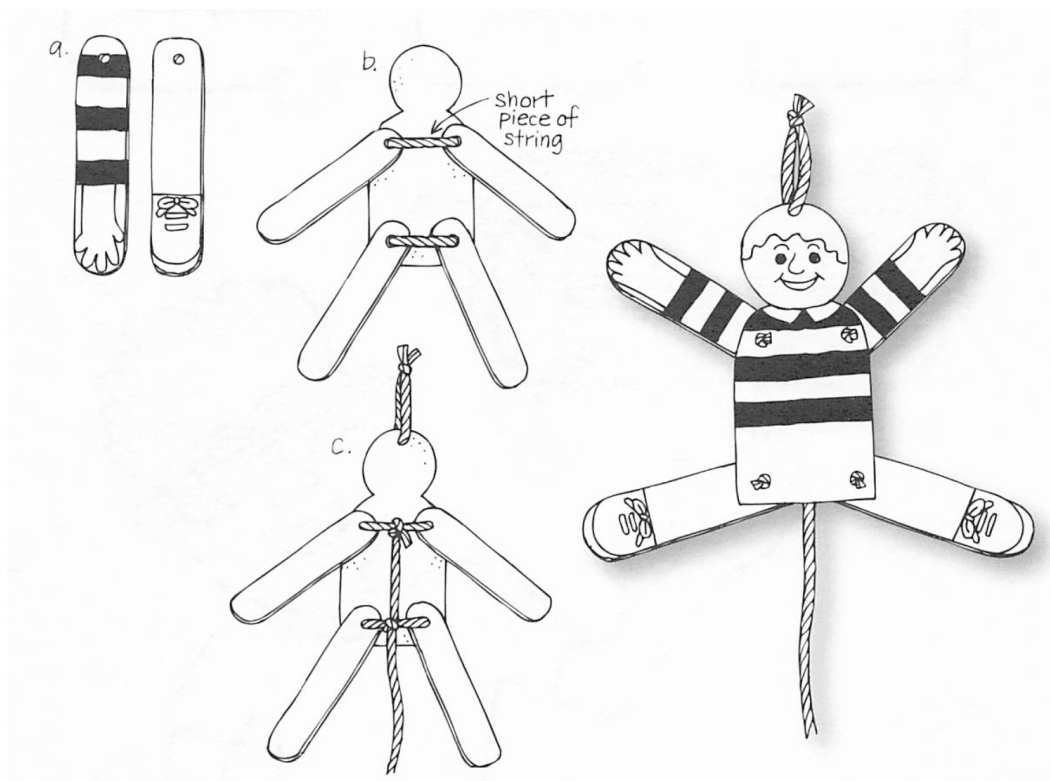
## MATERIALS BROUGHT BY TEAM

- Body pattern templates
- Poster board
- Cotton string: 5 inch length, 3 per child
- Cotton string: 10 inch length, 1 per child
- Markers
- Pencils
- Tongue depressors
- Tape
- Drill with 1/8 inch bit

### SIMPLIFIED CRAFT OPTIONS

- Pre-cut poster board bodies
- Pre-drill holes in poster board and tongue depressors
- Pre-cut cotton string

## EXAMPLES



• GAME •

## OBJECTIVE: CHESS TAG

Kids move around play area in an “L” shape, like a knight on a chess board. The White Knight tries to tag the Black Knights

## MATERIALS BROUGHT BY TEAM

- Rope, chalk or masking tape to mark off game boundaries (optional)
- Strips of white fabric for head/arm band

## GAME PLAY

- One player is the White Knight and wears a white bandana or arm band.
- The rest of the players are Black Knights.
- Black Knights line up on one side of the play area
- The White Knight stands at the other end.
- At the same time all the Black Knights take 3 steps in an “L” shape (one step forward/back and two steps sideways OR two steps forward/back and one step sideways).
- Next the White Knight takes 3 steps in an “L” shape.
- Black and White Knights alternate turns until the White Knight has tagged a Black Knight.
- The bandana or arm band is transferred to the tagged knight and the game begins again.

## GAME VARIATIONS

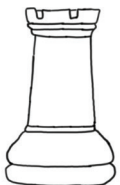





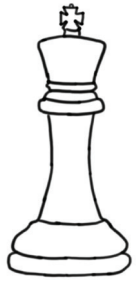
- Mark off the play area with tape or rope to create a chess grid
- Allow for only giant steps or only baby steps
- Designate 2-3 White Knights in each game
- First team to pop all balloons and complete all actions wins.
- Play game with one White Knight against Black Pawns. Black pawns may only move one step forward. When a pawn is tagged he/she must freeze. If a pawn makes it to the other end of the board the pawns win. If all pawns are frozen the knight wins.



Kids Club

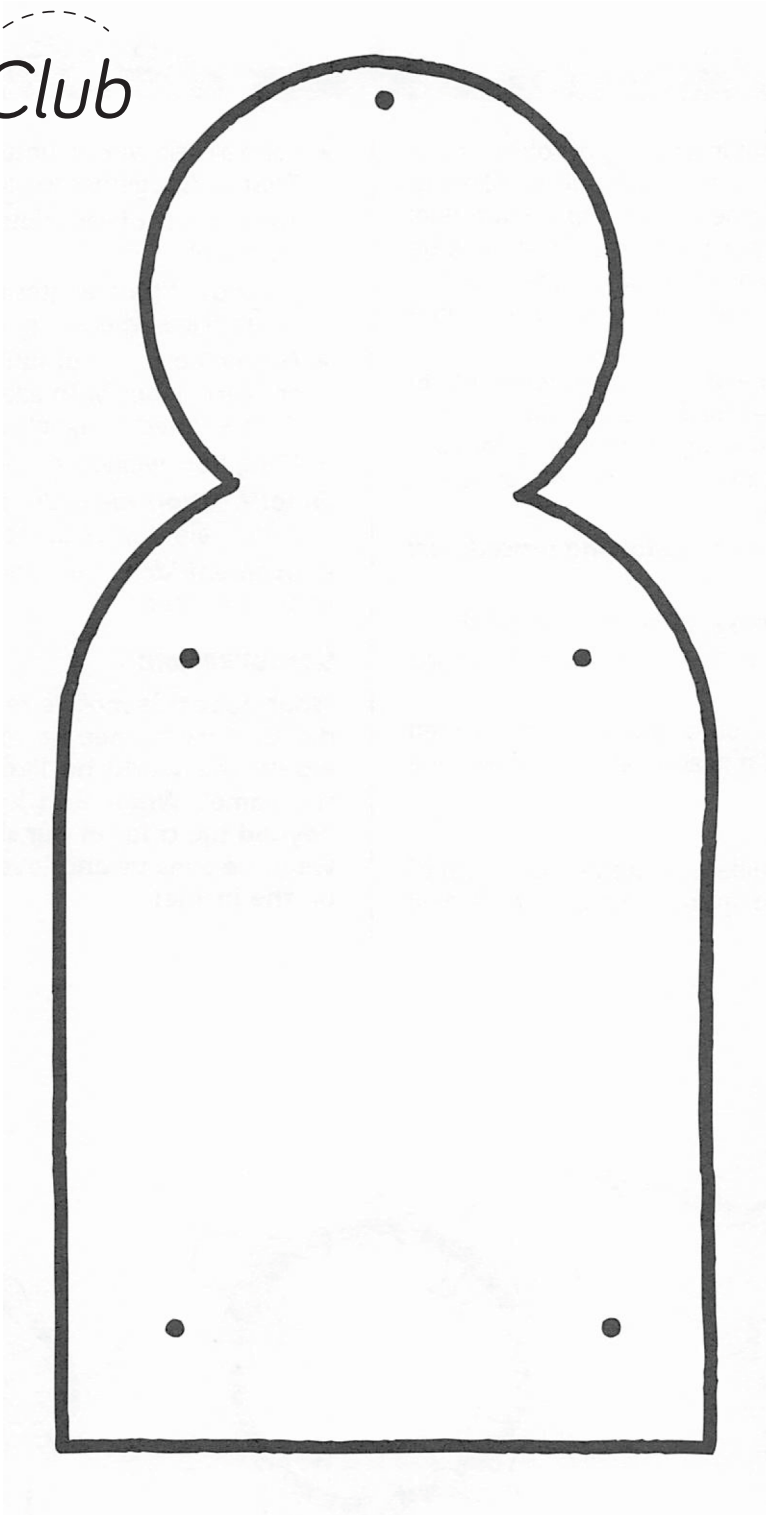
ENTHUSIASM

lesson 18





*Kids Club*



ENTHUSIASM

lesson 18

